




Shareholding Pattern

Quarter ending : December 2016

Summary statement holding of specified securities

Category of shareholder	Nos. of shareholders	No. of fully paid up equity shares held	No. of shares underlying Depository Receipts	Total nos. shares held	Shareholding as a % of total no. of shares (calculated as per SCRR, 1957) As a % of (A+B+C2)	Number of equity shares held in dematerialized form
(A) Promoter & Promoter Group	21	5,48,41,170		5,48,41,170	37.33	5,48,41,170
(B) Public	39,664	9,20,86,625		9,20,86,625	62.67	8,96,61,884
(C1) Shares underlying DRs	1	60,11,550		60,11,550	0	60,11,550
(C2) Shares held by Employee Trust					0	
(C) Non Promoter-Non Public	1	60,11,550		60,11,550	0	60,11,550
Grand Total	39,686	15,29,39,345		15,29,39,345	100	15,05,14,604






Shareholding Pattern Quarter Ending : December 2016

Statement showing shareholding pattern of the Promoter and Promoter Group

Category of shareholder	Nos. of shareholders	No. of fully paid up equity shares held	No. of shares underlying Depository Receipts	Total nos. shares held	Shareholding as a % of total no. of shares (calculated as per SCRR, 1957) As a % of (A+B+C2)	Number of equity shares held in dematerialized form
A1) Indian						
Individuals/Hindu undivided Family	19	78,75,000		78,75,000	5.36	78,75,000
PRALHAD PARSRAM CHHABRIA	1	100		100	0	100
KATARA MUKESH DOLUMAL (HUF)	1	7,500		7,500	0.01	7,500
KARAN VIJAY CHHABRIA	1	22,500		22,500	0.02	22,500
RISHI VIJAY CHHABRIA	1	22,500		22,500	0.02	22,500
PRIYA VIJAY CHHABRIA	1	22,500		22,500	0.02	22,500
KATARA MUKESH DOLUMAL	1	23,500		23,500	0.02	23,500
RADHIKA DEEPAK CHHABRIA	1	30,000		30,000	0.02	30,000
VINI DEEPAK CHHABRIA	1	33,750		33,750	0.02	33,750
AMRITA MUKESH KATARA	1	85,400		85,400	0.06	85,400
AMIT M KATARA	1	87,400		87,400	0.06	87,400
RITU PRAKASH CHHABRIA	1	95,000		95,000	0.06	95,000
HANSIKA HIYA PRAKASH CHHABRIA	1	1,05,000		1,05,000	0.07	1,05,000
GAYATRI PRAKASH CHHABRIA	1	1,05,000		1,05,000	0.07	1,05,000
VIJAY KISHAN CHHABRIA	1	5,39,250		5,39,250	0.37	5,39,250
PRAKASH PRALHAD CHHABRIA	1	8,31,850		8,31,850	0.57	8,31,850
DEEPAK KISHAN CHHABRIA	1	9,36,750		9,36,750	0.64	9,36,750
KISHAN PARSRAM CHHABRIA	1	9,50,750		9,50,750	0.65	9,50,750
SUNITA KISHAN CHHABRIA	1	11,63,400		11,63,400	0.79	11,63,400
KATARA ARUNA MUKESH	1	28,12,850		28,12,850	1.91	28,12,850
Any Other (specify)	2	4,69,66,170		4,69,66,170	31.97	4,69,66,170
KATARA DENTAL PVT.LTD.	1	10,050		10,050	0.01	10,050
ORBIT ELECTRICALS PRIVATE LIMITED	1	4,69,56,120		4,69,56,120	31.96	4,69,56,120
Sub Total A1	21	5,48,41,170		5,48,41,170	37.33	5,48,41,170
A2) Foreign					0	
A=A1+A2	21	5,48,41,170		5,48,41,170	37.33	5,48,41,170






Shareholding Pattern Public Shareholder Quarter ending : December 2016

Statement showing shareholding pattern of the Public shareholder

Category & Name of the Shareholders	No. of shareholder	No. of fully paid up equity shares held	Nos. of shares underlying Depository Receipts	Total no. shares held	Shareholding % calculated as per SCRR, 1957 As a % of (A+B+C2)	No of Voting Rights	Total as a % of Total Voting right	Number of equity shares held in dematerialized form(Not Applicable)
B1) Institutions								
Mutual Funds/	60	25596188		2,55,96,188	17.42	2,55,96,188	16.74	2,55,86,238
FRANKLIN TEMPLETON MUTUAL FUND A/C FRANKLIN INDIA PRIMA FUND	1	7842230		78,42,230	5.34	78,42,230	5.13	78,42,230
TATA YOUNG CITIZENS FUND	1	2808711		28,08,711	1.91	28,08,711	1.84	28,08,711
BIRLA SUN LIFE TRUSTEE COMPANY PRIVATE LIMITED AC BIRLA SUN LIFE BALANCED 95 FUND	1	2831518		28,31,518	1.93	28,31,518	1.85	28,31,518
DSP BLACKROCK BALANCED FUND	1	7405534		74,05,534	5.04	74,05,534	4.84	74,05,534
Foreign Portfolio Investors	122	11528228		1,15,28,228	7.85	1,15,28,228	7.54	1,15,11,378
Financial Institutions/ Banks	15	1097660		10,97,660	0.75	10,97,660	0.72	10,83,660
Sub Total B1	197	38222076		3,82,22,076	26.01	3,82,22,076	24.99	3,81,81,276
B2) Central Government/ State Government(s)/ President of India	0	0			0		0	
B3) Non-Institutions	0	0			0		0	
Individual share capital upto Rs. 2 Lacs	37690	17471059		1,74,71,059	11.89	1,74,71,059	11.42	1,55,17,615
Individual share capital in excess of Rs. 2 Lacs	16	10199304		1,01,99,304	6.94	1,01,99,304	6.67	1,01,99,304
LEELA RAMCHAND CHHABRIA	1	1779600		17,79,600	1.21	17,79,600	1.16	17,79,600
ANIL RAMCHAND CHHABRIA	1	4761180		47,61,180	3.24	47,61,180	3.11	47,61,180
NBFCs registered with RBI	4	6664		6,664	0	6,664	0	6,664
Any Other (specify)	1757	26187522		2,61,87,522	17.82	2,61,87,522	17.12	2,57,57,025
FINOLEX INDUSTRIES LIMITED	1	22187075		2,21,87,075	15.1	2,21,87,075	14.51	2,21,87,075
Bodies Corporate	479	25008278		2,50,08,278	17.02	2,50,08,278	16.35	2,49,85,923
NRI - Non- Repat	292	225931		2,25,931	0.15	2,25,931	0.15	2,18,631
Clearing Members	48	15551		15,551	0.01	15,551	0.01	15,551
NRI	927	536820		5,36,820	0.37	5,36,820	0.35	5,36,820
Trusts	2	384642		3,84,642	0.26	3,84,642	0.25	100
NRI - Repat	9	16300		16,300	0.01	16,300	0.01	
Sub Total B3	39467	53864549		5,38,64,549	36.66	5,38,64,549	35.22	5,14,80,608
B=B1+B2+B3	39664	92086625		9,20,86,625	62.67	9,20,86,625	60.21	8,96,61,884





Shareholding Pattern Non Promoter - Non Public Quarter ending : December 2016

Statement showing shareholding pattern of the Non Promoter- Non Public shareholder

Category & Name of the Shareholders(I)	No. of shareholder(II)	No. of fully paid up equity shares held(IV)	Nos. of shares underlying Depository Receipts(VI)	Total no. shares held(VII = IV+V+VI)	Shareholding % calculated as per SCRR, 1957 As a % of (A+B+C2)(VIII)	Number of equity shares held in dematerialized form(XIV)(Not Applicable)
C1) Custodian/DR Holder	0	0			0	
Custodian/DR Holder	1	6011550		60,11,550	0	60,11,550
CITIBANK N.A.	1	6011550		60,11,550	0	60,11,550
Sub Total C1	1	6011550		60,11,550	0	60,11,550
C2) Employee Benefit Trust	0	0			0	
C= C1+C2	1	6011550		60,11,550	0	60,11,550

