




**Shareholding Pattern**

Quarter ending :March 2017

**Summary statement holding of specified securities**

Category of shareholder	Nos. of shareholders	No. of fully paid up equity shares held	No. of shares underlying Depository Receipts	Total nos. shares held	Shareholding as a % of total no. of shares (calculated as per SCRR, 1957)As a % of (A+B+C2)	Number of equity shares held in dematerialized form
(A) Promoter & Promoter Group	21	5,48,41,170		5,48,41,170	37.33	5,48,41,170
(B) Public	39,247	9,20,86,625		9,20,86,625	62.67	8,96,91,759
(C1) Shares underlying DRs	1		60,11,550	60,11,550	0	60,11,550
(C2) Shares held by Employee Trust					0	
(C) Non Promoter-Non Public	1		60,11,550	60,11,550	0	60,11,550
<b>Grand Total</b>	<b>39,269</b>	<b>14,69,27,795</b>	<b>60,11,550</b>	<b>15,29,39,345</b>	<b>100</b>	<b>15,05,44,479</b>


*R. K. S.*



Statement showing shareholding pattern of the Promoter and Promoter Group

Quarter ending :March 2017

Category of shareholder	Nos. of shareholders	No. of fully paid up equity shares held	No. of shares underlying Depository Receipts	Total nos. shares held	Shareholding as a % of total no. of shares (calculated as per SCRR, 1957)As a % of (A+B+C2)	Number of equity shares held in dematerialized form
<b>A1) Indian</b>					0	
<b>Individuals/Hindu undivided Family</b>	19	78,75,000		78,75,000	5.36	78,75,000
PRALHAD PARSRAM CHHABRIA	1	100		100	0	100
KATARA MUKESH DOLUMAL (HUF)	1	7,500		7,500	0.01	7,500
KARAN VIJAY CHHABRIA	1	22,500		22,500	0.02	22,500
RISHI VIJAY CHHABRIA	1	22,500		22,500	0.02	22,500
PRIYA VIJAY CHHABRIA	1	22,500		22,500	0.02	22,500
KATARA MUKESH DOLUMAL	1	23,500		23,500	0.02	23,500
KATARA ARUNA MUKESH	1	28,12,850		28,12,850	1.91	28,12,850
GAYATRI PRAKASH CHHABRIA	1	1,05,000		1,05,000	0.07	1,05,000
VIJAY KISHAN CHHABRIA	1	5,39,250		5,39,250	0.37	5,39,250
PRAKASH PRALHAD CHHABRIA	1	8,31,850		8,31,850	0.57	8,31,850
DEEPAK KISHAN CHHABRIA	1	9,36,750		9,36,750	0.64	9,36,750
KISHAN PARSRAM CHHABRIA	1	9,50,750		9,50,750	0.65	9,50,750
SUNITA KISHAN CHHABRIA	1	11,63,400		11,63,400	0.79	11,63,400
RADHIKA DEEPAK CHHABRIA	1	30,000		30,000	0.02	30,000
VINI DEEPAK CHHABRIA	1	33,750		33,750	0.02	33,750
AMRITA MUKESH KATARA	1	85,400		85,400	0.06	85,400
AMIT M KATARA	1	87,400		87,400	0.06	87,400
RITU PRAKASH CHHABRIA	1	95,000		95,000	0.06	95,000
HANSIKA HIYA PRAKASH CHHABRIA	1	1,05,000		1,05,000	0.07	1,05,000
<b>Any Other (specify)</b>	2	4,69,66,170		4,69,66,170	31.97	4,69,66,170
KATARA DENTAL PVT.LTD.	1	10,050		10,050	0.01	10,050
ORBIT ELECTRICALS PRIVATE LIMITED	1	4,69,56,120		4,69,56,120	31.96	4,69,56,120
<b>Sub Total A1</b>	<b>21</b>	<b>5,48,41,170</b>		<b>5,48,41,170</b>	<b>37.33</b>	<b>5,48,41,170</b>
<b>A2) Foreign</b>					0	
<b>A=A1+A2</b>	<b>21</b>	<b>5,48,41,170</b>		<b>5,48,41,170</b>	<b>37.33</b>	<b>5,48,41,170</b>






Statement showing shareholding pattern of the Public shareholder

Quarter ending :March 2017

Shareholders	No. of shareholder	No. of fully paid up equity shares held	Nos. of shares underlying Depository Receipts	Total no. shares held	Shareholding % calculated as per SCRR, 1957 As a % of (A+B+C2)	No of Voting Rights	Total as a % of Total Voting right	Number of equity shares held in dematerialized form(Not Applicable)
<b>B1) Institutions</b>	0	0			0		0	
<b>Mutual Funds/</b>	62	28039985		2,80,39,985	19.08	2,80,39,985	19.08	2,80,30,035
SBI MAGNUM GLOBAL FUND	1	2077236		20,77,236	1.41	20,77,236	1.41	20,77,236
FRANKLIN TEMPLETON MUTUAL FUND A/C FRANKLIN INDIA PRIMA FUND	1	8116709		81,16,709	5.52	81,16,709	5.52	81,16,709
TATA YOUNG CITIZENS FUND	1	2837311		28,37,311	1.93	28,37,311	1.93	28,37,311
BIRLA SUN LIFE TRUSTEE COMPANY PRIVATE LIMITED AC BIRLA SUN LIFE BALANCED 95 FUND	1	2224088		22,24,088	1.51	22,24,088	1.51	22,24,088
DSP BLACKROCK BALANCED FUND	1	8083259		80,83,259	5.5	80,83,259	5.5	80,83,259
<b>Foreign Portfolio Investors</b>	115	9453760		94,53,760	6.43	94,53,760	6.43	94,36,910
<b>Financial Institutions/ Banks</b>	15	1085682		10,85,682	0.74	10,85,682	0.74	10,71,682
<b>Sub Total B1</b>	192	38579427		3,85,79,427	26.26	3,85,79,427	26.26	3,85,38,627
<b>B2) Central Government/ State Government(s)/ President of India</b>	0	0			0		0	
<b>B3) Non-Institutions</b>	0	0			0		0	
<b>Individual share capital upto Rs. 2 Lacs</b>	37042	17241744		1,72,41,744	11.73	1,72,41,744	11.73	1,53,18,175
<b>Individual share capital in excess of Rs. 2 Lacs</b>	16	10171304		1,01,71,304	6.92	1,01,71,304	6.92	1,01,71,304
LEELA RAMCHAND CHHABRIA	1	1779600		17,79,600	1.21	17,79,600	1.21	17,79,600
ANIL RAMCHAND CHHABRIA	1	4761180		47,61,180	3.24	47,61,180	3.24	47,61,180
<b>NBFCs registered with RBI</b>	4	8921		8,921	0.01	8,921	0.01	8,921
<b>Any Other (specify)</b>	1993	26085229		2,60,85,229	17.75	2,60,85,229	17.75	2,56,54,732
NRI – Non- Repat	333	242380		2,42,380	0.16	2,42,380	0.16	2,35,080
NRI – Repat	9	16300		16,300	0.01	16,300	0.01	
NRI	1070	600557		6,00,557	0.41	6,00,557	0.41	6,00,557
Clearing Members	88	34902		34,902	0.02	34,902	0.02	34,902
Trusts	3	385142		3,85,142	0.26	3,85,142	0.26	600
FINOLEX INDUSTRIES LIMITED	1	22187075		2,21,87,075	15.1	2,21,87,075	15.1	2,21,87,075
<b>Sub Total B3</b>	39055	53507198		5,35,07,198	36.42	5,35,07,198	36.42	5,11,53,132
<b>B=B1+B2+B3</b>	39247	92086625		9,20,86,625	62.67	9,20,86,625	62.67	8,96,91,759

*Rtdh*



**Statement showing shareholding pattern of the Non Promoter- Non Public shareholder**

Quarter ending :March 2017

Category & Name of the Shareholders(I)	No. of shareholder(III)	No. of fully paid up equity shares held(IV)	Nos. of shares underlying Depository Receipts(VI)	Total no. shares held(VII = IV+V+VI)	Shareholding % calculated as per SCRR, 1957 As a % of (A+B+C2)(VIII)	Number of equity shares held in dematerialized form(XIV)(Not Applicable)
C1) Custodian/DR Holder	0	0			0	
Custodian/DR Holder	1	0	60,11,550	60,11,550	0	60,11,550
CITIBANK N.A.	1	0	60,11,550	60,11,550	0	60,11,550
<b>Sub Total C1</b>	<b>1</b>	<b>0</b>	<b>60,11,550</b>	<b>60,11,550</b>	<b>0</b>	<b>60,11,550</b>
C2) Employee Benefit Trust	0	0			0	
<b>C= C1+C2</b>	<b>1</b>	<b>0</b>	<b>60,11,550</b>	<b>60,11,550</b>	<b>0</b>	<b>60,11,550</b>

Details of disclosure made by the Trading Members holding 1% or more of the Total No. of shares of the company.

Quarter ending :March 2017

Sl. No.	Name of the Trading Member	Name of the Beneficial Owner	No. of shares held	% of total no. of shares	Date of reporting by the Trading Member
-	NIL	NIL	NIL	NIL	NIL

FOR FINOLEX CABLES LIMITED

*R G D'Silva*  
**R G D'SILVA**  
**COMPANY SECRETARY**  
**& PRESIDENT (LEGAL)**

